



Fellowship Program

**Urogynaecology, Female Pelvic
Medicine & Reconstructive Surgery**

Department of OBGYN, KMC Manipal

i PROPOSAL: June 2022

Agenda

- **Program Objective**
- **Feasibility of the program**
- **Date of Launching**
- **HR and Infrastructure**
- **Broad program structure ***
- **Formation of BoS**
- **Program fee fixation**
- **Admission criteria**
- **Internship/ Training if any**
- **Prospects & Placement opportunities**



Background

- Urogynecology (pelvic floor disorders/PFDs) includes urinary & anal incontinence, pelvic organ prolapse, & emptying abnormalities of the bladder & bowel, as well as aspects of sexual life in adult women
- Increasing interest in PFDs, related symptoms – no longer being a taboo topic, awareness of the patients, & the industry recognizing a large market together with the urogenital aging of a demographically important population make urogynecology an important sub-specialty.
- **Prediction:** Over the next 4 decades, the number of women needing surgery for PFDs will increase dramatically
In 2050: expected overall increase of approximately 47% of surgeries related to PFDs

Program Objectives



Manipal Urogynecology (MUG) Fellowship Program

- To produce clinicians who can take care of the growing need of PFDs in the community through a scientific, evidence based & skill transfer oriented program.
- To train OBGYN's in Urogynecological patient care that is compassionate, appropriate, & effective for the evaluation, treatment, & prevention of pelvic floor disorders.
 - To improve knowledge, practice, teaching & research in Urogynecology.
- To develop Urogynecology as a well recognized sub-specialty in India, leading to the path of starting FNB & MCH programs in future.

Feasibility of the program

Clinical

- **Specialty Clinic since 1st of Jan 2018**
- **Integrated - Clinic (iMUG) since 2019**
- **Performing all related surgeries in good number & follow-up**

(VH, Colporraphies, perineorrhaphy, SS Fixation, High US ligament Fixation, Sacrocolpopexy, TVT-R, TVT-O, Cystoscopy, Sling surgeries, Hysteropexy, Fothergill's operation, Bladder Botox instillation)

Academics

- **Have conducted - 4 Academic Programs with 4 international & 2 national Faculties**
- **YouTube Channel (with 9K plus subscribers) - with an intent to disseminate knowledge far & wide**

Research

- **One paper published in Q2 journal**
- **One paper accepted in Q2 journal**
- **One ready for submission**
- **One - intramural grant**
- **Six - ongoing projects**

Launch Date

Course commencement date:

- **1st of October 2022**

Application opening date:

- **1st of July 2022**

Last date to apply:

- **15th of August 2022**




HR & Infrastructure

Infrastructure: Ready in terms of Clinical Space, Operation theatre, Teaching Space, PT Orientation



Fellowship Director

Dr Deeksha Pandey
Additional Professor, OBG
Incharge Urogynecology, Female
Pelvic Medicine & Reconstructive
Surgery
KMC Manipal



Fellowship Chairman

Dr Shripad Hebbar
Professor & Head of the
Department, OBG
KMC Manipal

Adjunct Faculty



International

- Dr Christian Fuenfgeld, Germany
- Dr Jennifer King, Australia
- Dr Catherine Mathews, USA
- Dr Douglas Miyazaki, USA

National

- Dr JB Sharma, (AIIMS – tentative)
- Dr Amita Jain (Medanta, Delhi)

Clinical Rotation

Urology

- **Dr Padmaraj Hegde**
Professor, Department of Urology, KMC Manipal

1. Orientation to Cystoscopies (so as to be able to identify pathologies for referral)
2. Orientation to Urodynamics - the procedure and possible artefacts
3. Orientation to ureteric stenting

Gastroenterology

- **Dr Shirin Shetty**
Professor, Department of Gastroenterology, KMC Manipal

1. Orientation to fecal & flatus incontinence - its screening, clinical presentation diagnosis & referral
2. Orientation to anal manometry - the procedure & its
3. Orientation to anorectal Ultrasonography

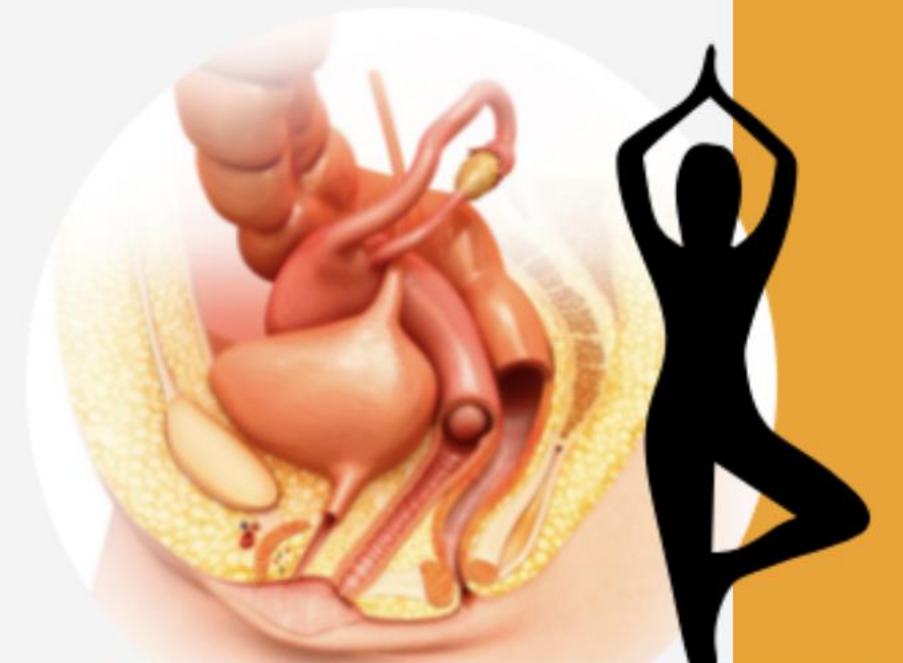
Physiotherapy

- **Dr Preetha R**
Associate Professor, Department of Physiotherapy, MCHP, Manipal

1. Orientation to physiotherapy of PFDs - specific of various kinds of incontinence, voiding disorders & prolapse
2. Learning the preventive aspect of Physiotherapy for Pelvic Floor Health

Labor Theatre

- GOOD OBSTETRICS is preventive UROGYNECOLOGY
- To learn the Preventive aspect of Urogynecology



URVASHE

Urinary Recto Vaginal (Health) and She

Broad Program Structure

| | |
|----------------------------|---|
| Duration of Program | One Year 1st October 2022 to 30th September 2023 |
| Syllabus Overview* | <ul style="list-style-type: none">• Direct participation in patient care in OPD & inpatient• Observe/ assist/ perform various procedures in the OT• Didactic sessions: Lectures, SGD & teaching rounds• Candidates will be encouraged to take part in research |
| Exit Exam | <ul style="list-style-type: none">• 80% attendance is mandatory• Theory (2 papers); Oral (Practical and Viva)• Minimum Pass Mark: 50%• Maximum number of attempts: 2 |

Syllabus: Learning Objectives

At the end of one year, the candidates will acquire knowledge and expertise in the following areas of Urogynecology

- Understand the basics of pathophysiology of the lower urinary tract, lower gastrointestinal tract and pelvic organ supports structures
- Acquire rational way of evaluation of patients with PFDs including ordering and interpreting laboratory & other diagnostic procedures
- Learn basic management (Medical / Conservative) of PFDs
- Undertake primary continence and prolapse surgery & understand the role of complex and re-do pelvic floor surgeries
- Enable the trainee to appraise scientific publications, critically evaluate scientific papers, and independently design and conduct research in Urogynecology
- Preventive Urogynecology: Our course curriculum will also provide an insight and help to develop required skills for care during pregnancy and vaginal birth, in order to prevent Urogynecological issues

Syllabus: TOPIC LIST (a-z)

- a. Anatomy in relation to Urogynecology
- b. Physiology of Micturition
- c. Pharmacology of the Bladder
- d. Classification of Lower Urinary Tract Dysfunction in the Female Patient
- e. Understanding POP: Screening, Diagnosis, Conservative & Surgical Mx
- f. Understanding Urinary Incontinence: Screening, Diagnosis, Management
- g. Understanding Basics of Voiding Dysfunctions
- h. Orientation to Female Sexual Dysfunctions
- i. Orientation to Cosmetic Gynecology
- j. Understanding Anal Incontinence: Prevention, Diagnosis and Management
- k. Injuries of Lower Urinary Tract
- l. Recurrent Cystitis & Interstitial Cystitis
- m. History and Examination in a case of Pelvic Floor Disorder

Syllabus: TOPIC LIST (a-z)

- n. Approach to a specific cases (Vaginal Mass/Incontinence/FVD)
- o. Basic Screening: Bladder Diary and Symptom Scores
- p. Basic Urodynamic Tests: Uroflowmetry, Cytometry (Focus on interpretation)
- q. Basic Neurological Evaluation & Referral
- r. Imaging of the Upper & Lower Urinary Tract: Radiology and Ultrasound
- s. Endoscopy: Cystoscopy, Laparoscopic Suspension procedures
- t. Orientation to Physiotherapy and Behavioral Therapies in PFD
- u. Orientation to various Surgical Repairs for POP
- v. Orientation to Surgeries for Urinary Incontinence
- w. Orientation to Surgeries for Vault Prolapse: Vaginal, Abdominal, Endoscopic
- x. Orientation to Repair of Urinary and Fecal Fistulae
- y. Pre and post operative care
- z. Preventive Urogynecology: Labor ward rotation (Optional)



What we offer extra!

Brownie Points

- Free Membership of IUGA: (for the year 2022–23) & free subscription of IUJ
- Optional: 2–4 weeks Clinical Observership in a prestigious International Urogynecology Centre (Germany, Australia)
- Participation in our Annual Conference – Manipal Urogynecology Conference cum workshop (MUG) – will help to gain direct Organizational Experience
- The fellow will be encouraged to participate in one international and one national Urogynecological conference to present his/her research work as a paper / poster
- The fellow will be encouraged to publish at least one paper (Review article/ Clinical study / Epidemiological Study / Clinical Audit / Case Report) preferably in a Scopus Indexed (Q1/Q2) journal

Board of Studies (BoS)

- The Department of OBG has its Board of Studies for the fellowship programs
- The program follows the same guidelines
- It has been discussed with the panel members of the BoS
- In the next BoS meeting –Urogynecology, Female Pelvic Medicine & Reconstructive Surgery fellowship will be formally introduced

Admission Criteria


- Eligibility Criteria for admission: MD/MS in Obstetrics & Gynecology
- Selection process: Formal Interview
- 10 credit points* for participating in earlier MUG activities
- Intake (Number of students): TWO per year

Fellowship Fees

- As per the calculation for other fellowships running in the Department of OBG

| | |
|--------------------------|--------------|
| Total fee (for one year) | INR 8,00,000 |
| Stipend (Monthly) | INR 60,000 |

**Program fee
fixation**



Externship/ Training if any (optional)

**Observership in National -
International Centers of
Repute**

- Optional
- 2-4 weeks
- Self Sponsored
- Probable Centers: AllMS New Delhi, Tett nang Germany, Sydney Australia



Reference Books & Journals

Books:

- Te Linde's Operative Gynecology. 10th ed. / [edited by] John A. Rock, Howard W. Jones III. Lippincott Williams & Wilkins, a Wolters Kluwer business
- Linda Cardozo, David Staskin. Textbook of Female Urology and Urogynecology by Taylor and Francis Group. (Fourth Edition)
- Office Urogynecology (Practical Pathway Series) by Weber A, Brubaker L, Schaffer J, Togli M. McGraw-Hill Company 2004

Journals:

- International Urogynecology Journal (IUJ) – official journal of the International Urogynecological Association (IUGA)
- Female Pelvic Medicine & Reconstructive Surgery (FPMRS) – Official journal of the American Urogynecological Society (AUGS)
- Contenance – the gold standard journal of the International Continence Society. Example content: primary research, review articles, standardisation reports, consensus reports, white papers.
- Contenance Reports – case-based reports from the International Continence Society. Example content: research summaries, case-based reports, patient reports.



Open to Discussion...





MUG

**Potential to become
Pioneers of Urogynecology
in India (SEA)**